



# Fall 2015 Individual Report EDUC F65-02 14509 Research Methods (Kyung-Hee Kim)

## Student Course Evaluations Fall 2015

Project Audience 6  
Responses Received 5  
Response Ratio 83%

**Creation Date** Tue, Jan 05, 2016

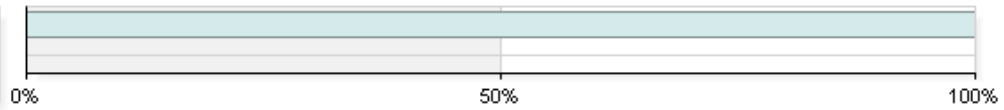
## Summary Form A

Question	This Class				All Classes Using This Form				Courses By This Instructor			
	Mean	Median	Response Count	Standard Deviation	Mean	Median	Response Count	Standard Deviation	Mean	Median	Response Count	Standard Deviation
The instructor's knowledge of the subject matter of the course.	5.00	5.00	5	0.00	4.80	5.00	775	0.51	4.95	5.00	20	0.22
The instructor's early identification of course objectives and requirements.	3.40	4.00	5	0.89	4.54	5.00	770	0.81	3.80	4.00	20	1.06
Organization of content and learning experience in the course.	3.40	3.00	5	0.55	4.30	5.00	774	1.03	3.35	3.00	20	1.18
The instructor's presentation and explanation of course content.	3.60	4.00	5	0.89	4.38	5.00	773	0.96	3.70	4.00	20	1.26
The instructor's identification of criteria for evaluating your performance.	3.80	4.00	5	1.30	4.34	5.00	775	1.00	3.85	4.00	20	1.09
The instructor's encouragement of participation in class discussions and activities.	4.60	5.00	5	0.89	4.59	5.00	774	0.78	4.50	5.00	20	0.89
The instructor's openness to diverse opinions and questions.	4.20	4.00	5	0.84	4.65	5.00	774	0.78	4.50	5.00	20	0.69
The instructor's availability and receptiveness for consultation outside class.	4.60	5.00	5	0.89	4.56	5.00	772	0.89	4.35	5.00	20	0.88
Intellectually challenging and encourages thinking for yourself.	4.60	5.00	5	0.55	4.54	5.00	772	0.85	4.50	5.00	20	0.76
The instructor's helpfulness in meeting course objectives and requirements.	4.00	4.00	5	0.71	4.51	5.00	772	0.92	4.25	5.00	20	0.97
The instructor's fairness and impartiality in feedback, comments, and grading	4.00	4.00	5	1.00	4.49	5.00	767	0.99	3.80	4.00	20	1.28
The instructor's												

overall teaching effectiveness in the course.	3.80	4.00	5	1.64	4.48	5.00	773	0.93	3.95	4.00	20	1.05
<b>Overall</b>	4.08	-	-	0.98	4.52	-	-	-	4.13	-	-	-

**I am a major in this department or school.**

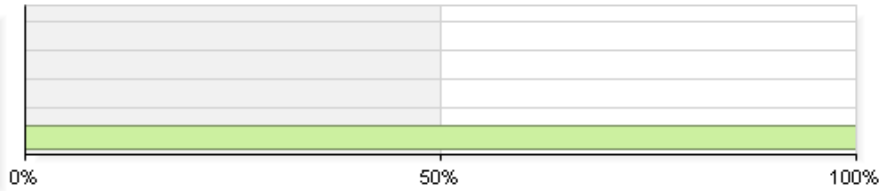
1 Yes	5	100%
2 No	0	0%
<b>Total</b>	<b>5</b>	



Statistics	Value
Response Count	5
Mean	1.00
Median	1.00
Standard Deviation	+/-0.00

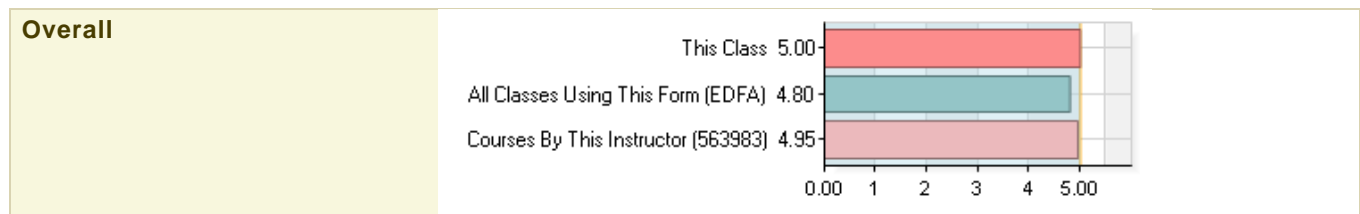
**My current status is...**

1 Freshman	0	0%
2 Sophomore	0	0%
3 Junior	0	0%
4 Senior	0	0%
5 Graduate Student	5	100%
<b>Total</b>	<b>5</b>	

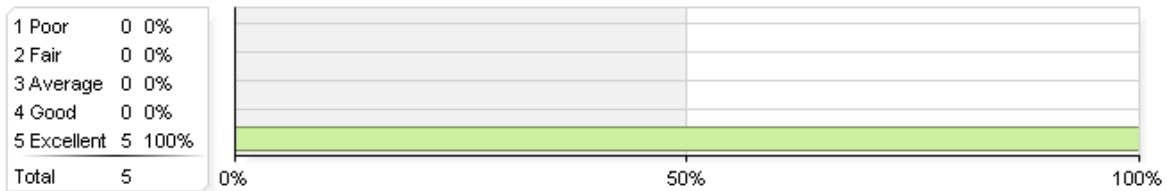


Statistics	Value
Response Count	5
Mean	5.00
Median	5.00
Standard Deviation	+/-0.00

**The instructor's knowledge of the subject matter of the course.**

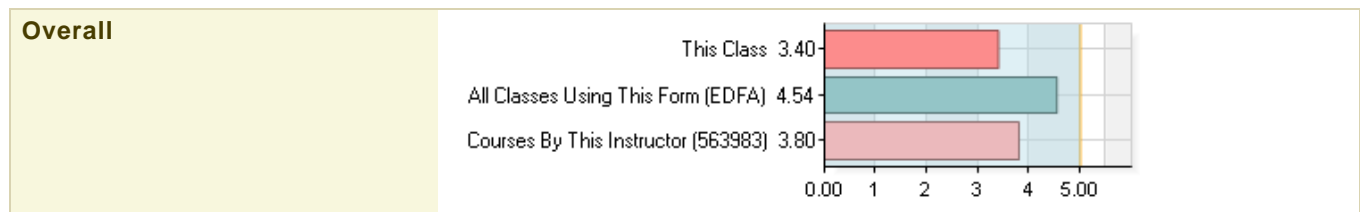


**The instructor's knowledge of the subject matter of the course.**

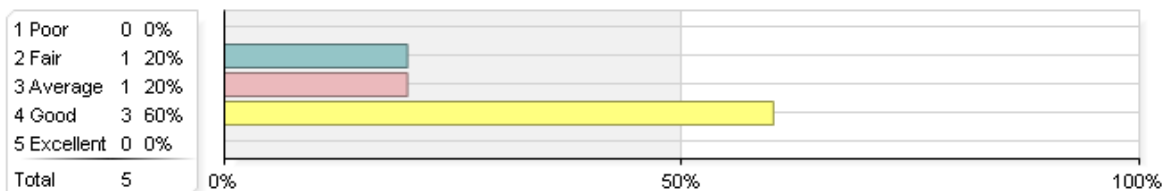


Statistics	Value
Response Count	5
Mean	5.00
Median	5.00
Standard Deviation	+/-0.00

**The instructor's early identification of course objectives and requirements.**

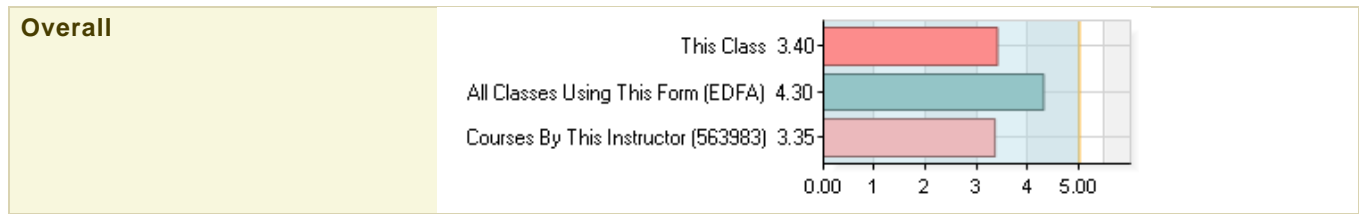


**The instructor's early identification of course objectives and requirements.**

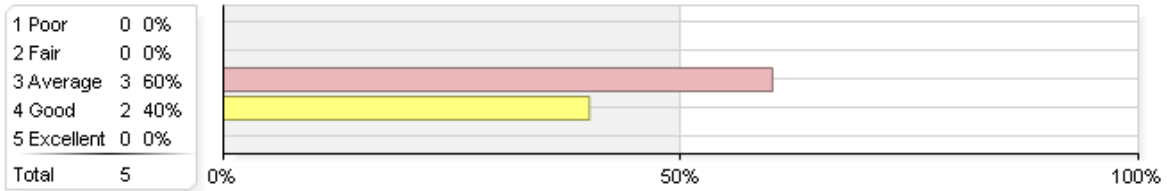


Statistics	Value
Response Count	5
Mean	3.40
Median	4.00
Standard Deviation	+/-0.89

**Organization of content and learning experience in the course.**

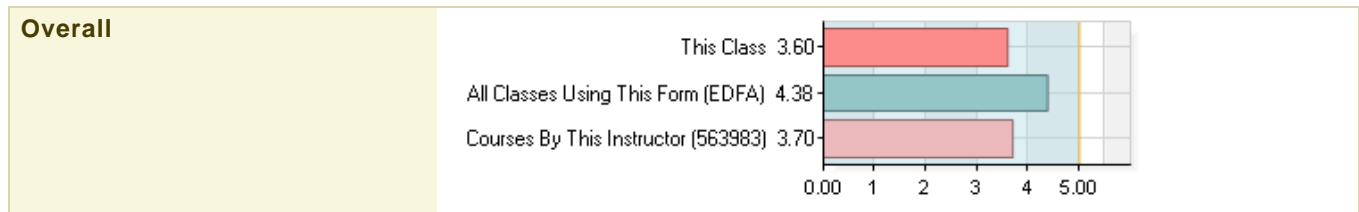


**Organization of content and learning experience in the course.**

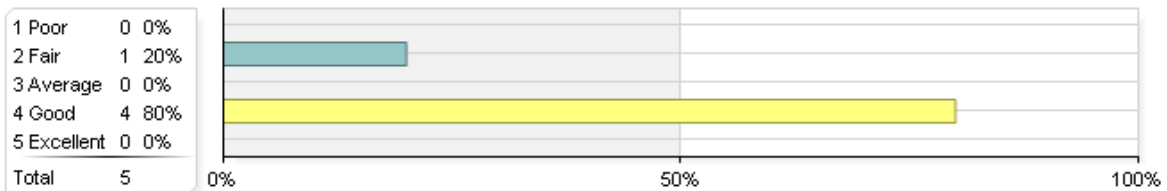


Statistics	Value
Response Count	5
Mean	3.40
Median	3.00
Standard Deviation	+/-0.55

**The instructor's presentation and explanation of course content.**

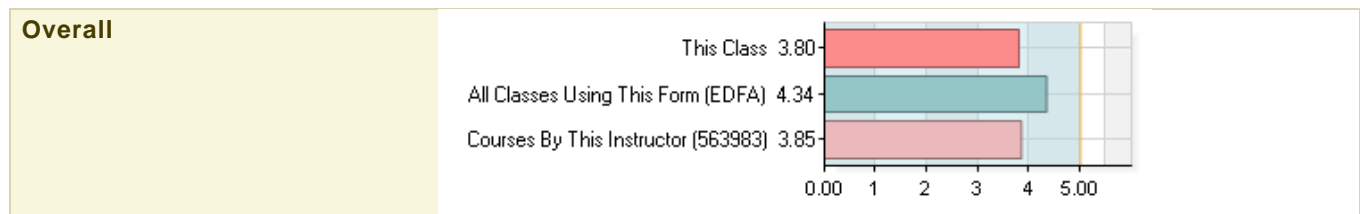


**The instructor's presentation and explanation of course content.**

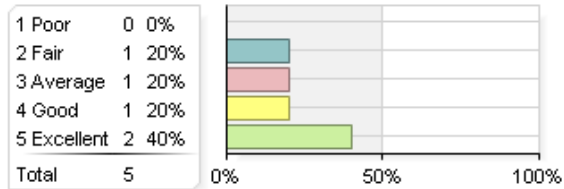


Statistics	Value
Response Count	5
Mean	3.60
Median	4.00
Standard Deviation	+/-0.89

**The instructor's identification of criteria for evaluating your performance.**

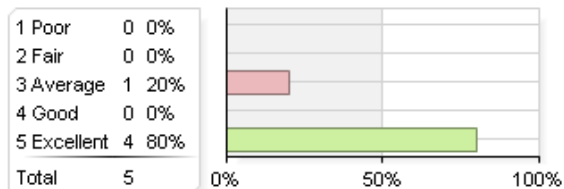
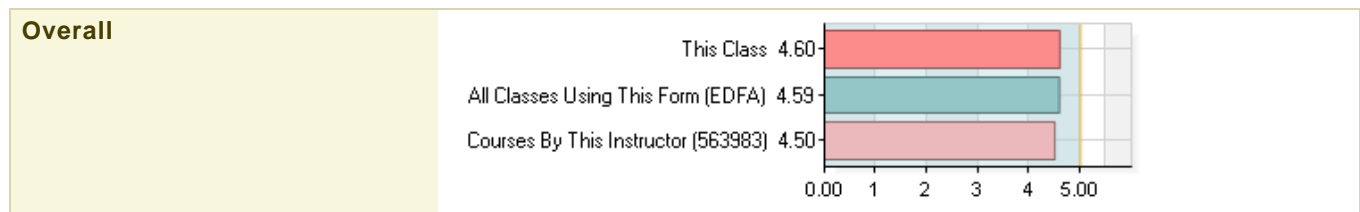


**The instructor's identification of criteria for evaluating your performance.**



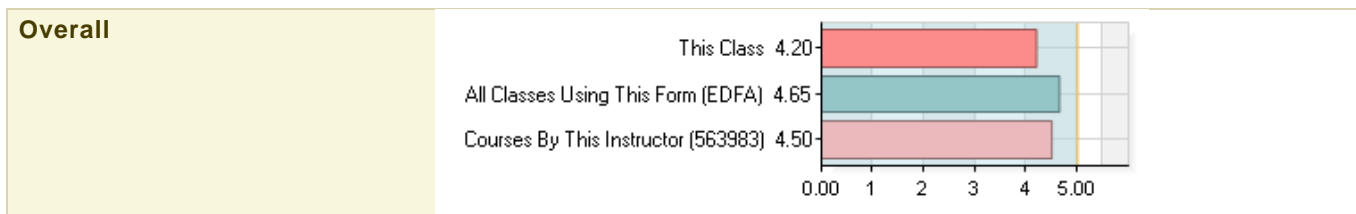
Statistics	Value
Response Count	5
Mean	3.80
Median	4.00
Standard Deviation	+/-1.30

**The instructor's encouragement of participation in class discussions and activities.**

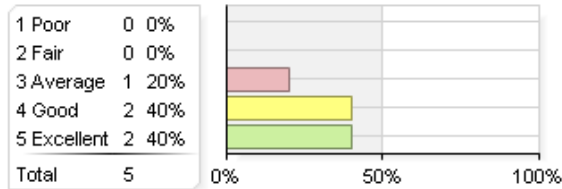


Statistics	Value
Response Count	5
Mean	4.60
Median	5.00
Standard Deviation	+/-0.89

### The instructor's openness to diverse opinions and questions.

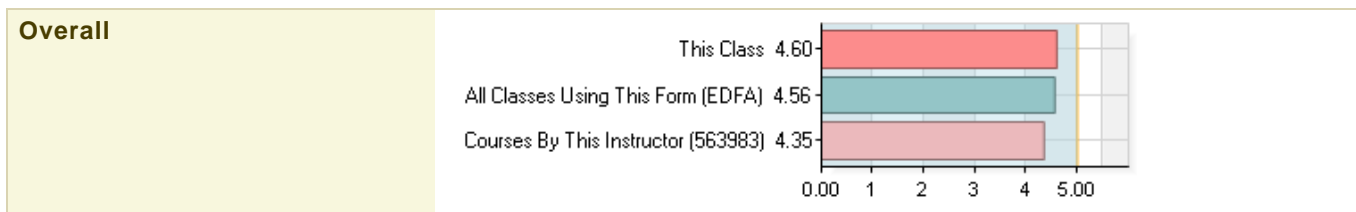


### The instructor's openness to diverse opinions and questions.

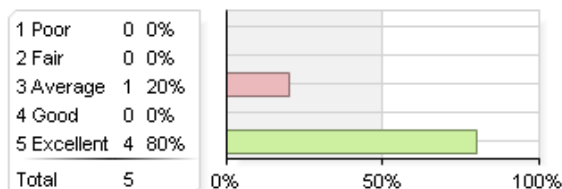


Statistics	Value
Response Count	5
Mean	4.20
Median	4.00
Standard Deviation	+/-0.84

### The instructor's availability and receptiveness for consultation outside class.



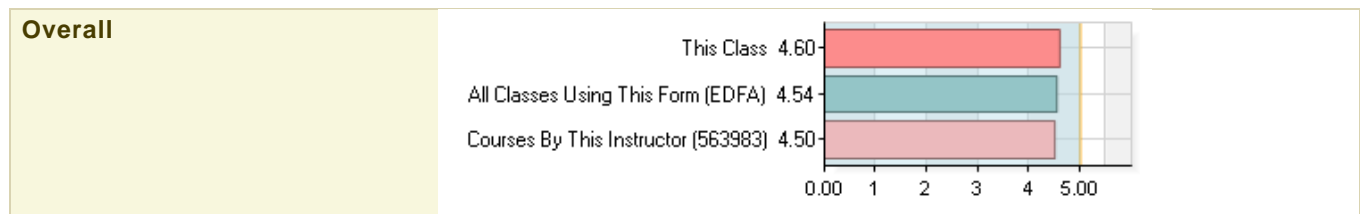
### The instructor's availability and receptiveness for consultation outside class.



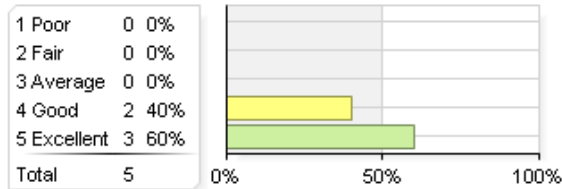
Statistics	Value
Response Count	5
Mean	4.60
Median	5.00
Standard Deviation	+/-0.89



### Intellectually challenging and encourages thinking for yourself.

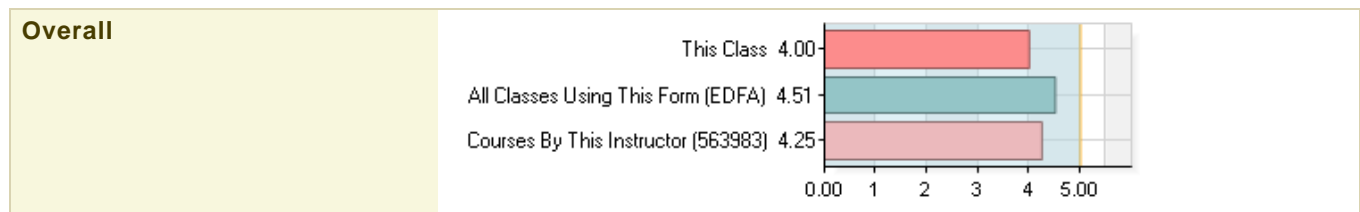


### Intellectually challenging and encourages thinking for yourself.

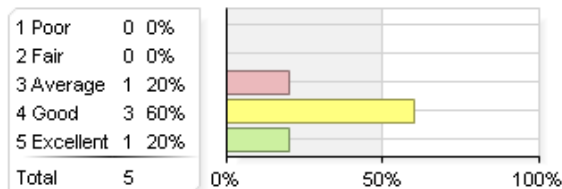


Statistics	Value
Response Count	5
Mean	4.60
Median	5.00
Standard Deviation	+/-0.55

### The instructor's helpfulness in meeting course objectives and requirements.

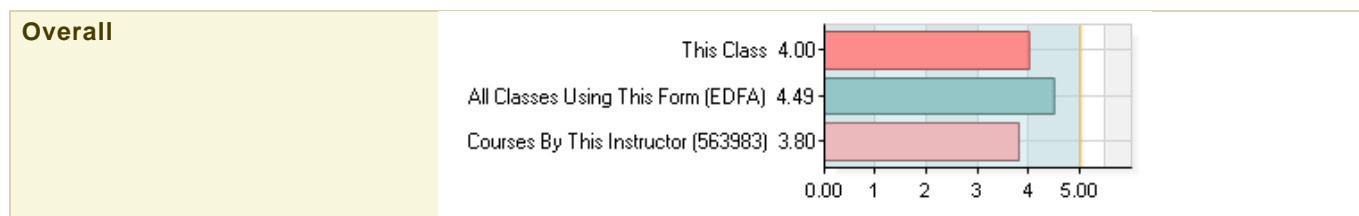


### The instructor's helpfulness in meeting course objectives and requirements.

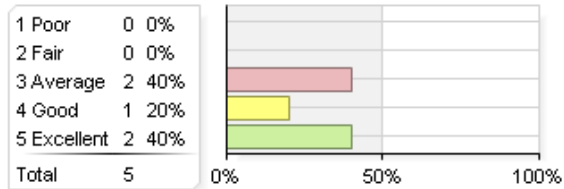


Statistics	Value
Response Count	5
Mean	4.00
Median	4.00
Standard Deviation	+/-0.71

## The instructor's fairness and impartiality in feedback, comments, and grading

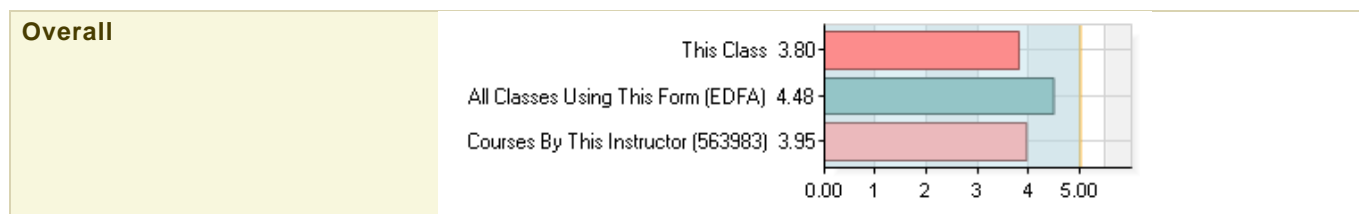


## The instructor's fairness and impartiality in feedback, comments, and grading

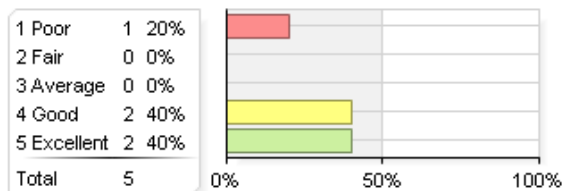


Statistics	Value
Response Count	5
Mean	4.00
Median	4.00
Standard Deviation	+/-1.00
Standard Error (base on PSD)	+/-0.40

## The instructor's overall teaching effectiveness in the course.



## The instructor's overall teaching effectiveness in the course.



Statistics	Value
Response Count	5
Mean	3.80
Median	4.00
Standard Deviation	+/-1.64

## What are the outstanding strengths and weaknesses of this course?

Students
Learning how to complete a literature review
I learned a lot. At time content seemed more complicated than it was, but individual attention from the instructor helped to clarify expectations.
Strengths - there were extremely high expectations set for the students. Your feedback on the literature review was exact and to the point.
Weaknesses - the syllabus was constantly changing and hard to follow There were times the PowerPoints changed after we went over them and we had to go back and find that exact detail that was changed. This is difficult because I print the PowerPoints and use them as my notes.
Dr. kim is very knowledgeable on the subject area.
The class was too late at night and hard to focus and pay attention because it was such dense material.
The course offered the opportunity to step outside of my comfort-zone and experience coursework unlike I have experienced before.

## What are the outstanding strengths and weaknesses of **Kyung-Hee Kim**?

Students
Explanation of content and course materials provided was weak.
Dr. Kim cares a lot about her students and it shows. Dr. Kim can sometimes be intimidating, which may cause students to not seek help outside of class. Class sessions were very fast-paced, but the information was generally understandable.
Dr. Kim is extremely passionate about her work and what she is teaching.
Sometimes you gave negative feedback to the students about their performance or answers.
Very knowledgeable on subject area, personable, friendly, outgoing, fun, energetic
Dr. Kim is very passionate about her teaching and expects a lot of her students.
Updates to existing documents got confusing to keep track of. I believe she did this to give us the best education possible, but I think there needed to be more communication about the changes.

## Do you have any additional comments?

Students
NO
No