



## Individual Report for EDUC F65 11696 Research Methods Y (Kyung-Hee Kim)

### Education - Student Course Evaluations

Project Audience 20

Responses Received 20

Response Ratio 100%

#### Subject Details

**Name** EDUC F65-01 11696 Research Methods

**COLLEGE\_CODE** E

**EVAL\_FORM** EDFA

**First Name** Kyung-Hee

**Last Name** Kim

#### Report Comments

##### Rating Scale Definitions

- 1) Poor
- 2) Fair
- 3) Average
- 4) Good
- 5) Excellent
- X) Not Applicable

**Creation Date** Fri, Mar 08, 2013

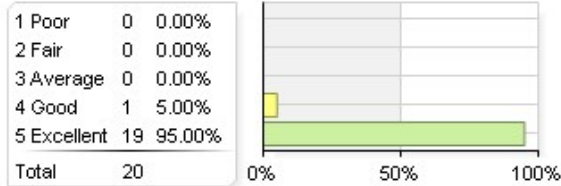
## Summary-(EDUC F65-01 11696 Research Methods)

| Question   | This Course |        |                |                    | All Courses For This Instructor |        |                |                    | All Courses Using this Form |        |                |                    |
|--|-------------|--------|----------------|--------------------|---------------------------------|--------|----------------|--------------------|-----------------------------|--------|----------------|--------------------|
|  | Mean        | Median | Response Count | Standard Deviation | Mean                            | Median | Response Count | Standard Deviation | Mean                        | Median | Response Count | Standard Deviation |
| The instructor's knowledge of the subject matter of the course.                      | 4.95        | 5.00   | 20             | 0.22               | 4.98                            | 5.00   | 46             | 0.15               | 4.61                        | 5.00   | 1074           | 0.73               |
| The instructor's early identification of course objectives and requirements.         | 4.70        | 5.00   | 20             | 0.57               | 4.78                            | 5.00   | 46             | 0.47               | 4.25                        | 5.00   | 1076           | 1.09               |
| Organization of content and learning experience in the course.                       | 4.00        | 4.00   | 20             | 1.17               | 4.24                            | 4.00   | 46             | 0.87               | 4.06                        | 4.00   | 1074           | 1.14               |
| The instructor's presentation and explanation of course content.                     | 3.75        | 4.00   | 20             | 1.16               | 4.15                            | 4.00   | 46             | 0.94               | 4.12                        | 4.00   | 1074           | 1.11               |
| The instructor's identification of criteria for evaluating your performance.         | 4.30        | 5.00   | 20             | 1.03               | 4.39                            | 5.00   | 46             | 0.91               | 4.06                        | 4.00   | 1072           | 1.16               |
| The instructor's encouragement of participation in class discussions and activities. | 4.60        | 5.00   | 20             | 0.82               | 4.76                            | 5.00   | 46             | 0.60               | 4.51                        | 5.00   | 1072           | 0.84               |
| The instructor's openness to diverse opinions and questions.                         | 4.40        | 5.00   | 20             | 1.10               | 4.62                            | 5.00   | 45             | 0.83               | 4.49                        | 5.00   | 1071           | 0.93               |
| The instructor's availability and receptiveness for consultation outside class.      | 4.85        | 5.00   | 20             | 0.37               | 4.78                            | 5.00   | 46             | 0.47               | 4.24                        | 5.00   | 1071           | 1.08               |
| Intellectually challenging and encourages thinking for yourself.                     | 4.50        | 5.00   | 20             | 0.61               | 4.70                            | 5.00   | 46             | 0.55               | 4.29                        | 5.00   | 1073           | 1.01               |
| The instructor's helpfulness in meeting course objectives and requirements.          | 4.32        | 5.00   | 19             | 1.06               | 4.60                            | 5.00   | 45             | 0.84               | 4.19                        | 5.00   | 1064           | 1.13               |
| The instructor's fairness and impartiality in feedback, comments, and grading        | 4.55        | 5.00   | 20             | 0.76               | 4.65                            | 5.00   | 46             | 0.64               | 4.24                        | 5.00   | 1071           | 1.09               |
| The instructor's   |             |        |                |                    |                                 |        |                |                    |                             |        |                |                    |

|   |      |      |    |      |      |      |    |      |      |      |      |      |
|---|------|------|----|------|------|------|----|------|------|------|------|------|
| overall teaching effectiveness in the course. | 4.05 | 4.00 | 20 | 0.94 | 4.39 | 5.00 | 46 | 0.77 | 4.21 | 5.00 | 1074 | 1.11 |
| <b>Overall</b>                                | 4.42 | -    | -  | -    | 4.59 | -    | -  | -    | 4.27 | -    | -    | -    |

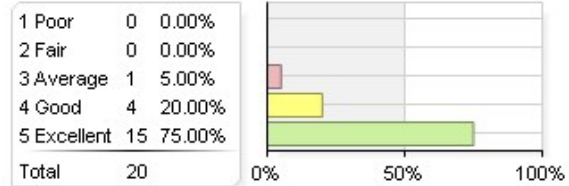
## Summary-(EDUC F65-01 11696 Research Methods)

1. The instructor's knowledge of the subject matter of the course.



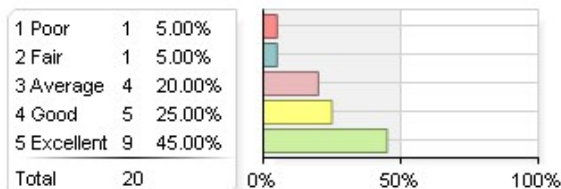
| Statistics         | Value   |
|--------------------|---------|
| Response Count     | 20      |
| Mean               | 4.95    |
| Median             | 5.00    |
| Standard Deviation | +/-0.22 |

2. The instructor's early identification of course objectives and requirements.



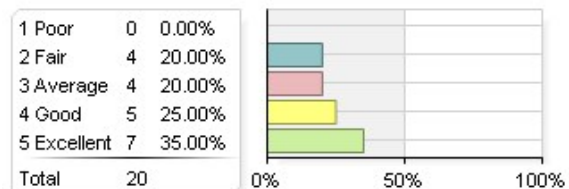
| Statistics         | Value   |
|--------------------|---------|
| Response Count     | 20      |
| Mean               | 4.70    |
| Median             | 5.00    |
| Standard Deviation | +/-0.57 |

3. Organization of content and learning experience in the course.



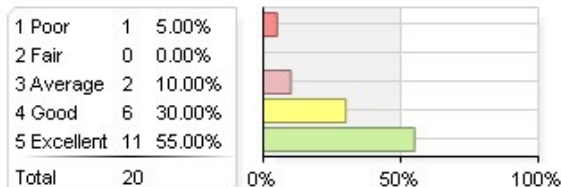
| Statistics         | Value   |
|--------------------|---------|
| Response Count     | 20      |
| Mean               | 4.00    |
| Median             | 4.00    |
| Standard Deviation | +/-1.17 |

4. The instructor's presentation and explanation of course content.



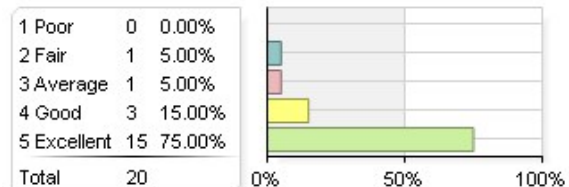
| Statistics         | Value   |
|--------------------|---------|
| Response Count     | 20      |
| Mean               | 3.75    |
| Median             | 4.00    |
| Standard Deviation | +/-1.16 |

5. The instructor's identification of criteria for evaluating your performance.



| Statistics         | Value   |
|--------------------|---------|
| Response Count     | 20      |
| Mean               | 4.30    |
| Median             | 5.00    |
| Standard Deviation | +/-1.03 |

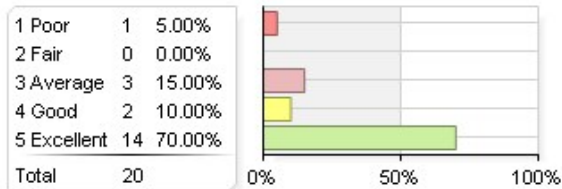
6. The instructor's encouragement of participation in class discussions and activities.



| Statistics         | Value   |
|--------------------|---------|
| Response Count     | 20      |
| Mean               | 4.60    |
| Median             | 5.00    |
| Standard Deviation | +/-0.82 |

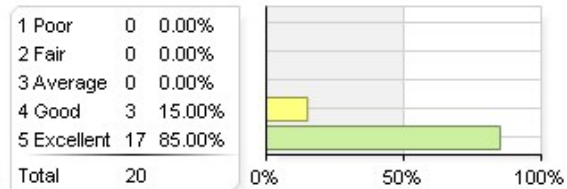
## Summary-(EDUC F65-01 11696 Research Methods) (continued)

7. The instructor's openness to diverse opinions and questions.



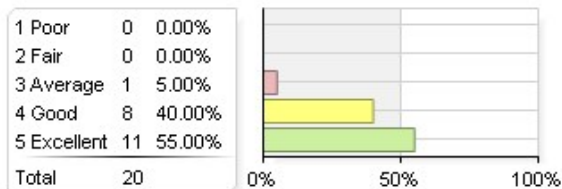
| Statistics         | Value   |
|--------------------|---------|
| Response Count     | 20      |
| Mean               | 4.40    |
| Median             | 5.00    |
| Standard Deviation | +/-1.10 |

8. The instructor's availability and receptiveness for consultation outside class.



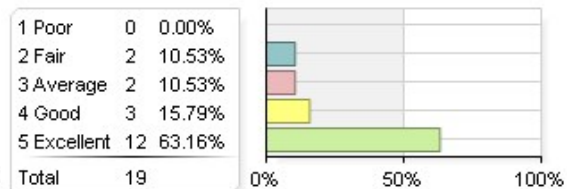
| Statistics         | Value   |
|--------------------|---------|
| Response Count     | 20      |
| Mean               | 4.85    |
| Median             | 5.00    |
| Standard Deviation | +/-0.37 |

9. Intellectually challenging and encourages thinking for yourself.



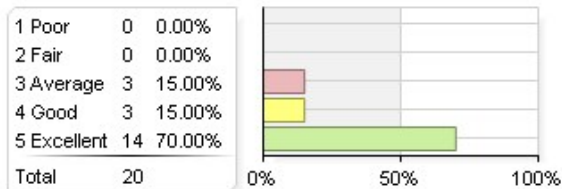
| Statistics         | Value   |
|--------------------|---------|
| Response Count     | 20      |
| Mean               | 4.50    |
| Median             | 5.00    |
| Standard Deviation | +/-0.61 |

10. The instructor's helpfulness in meeting course objectives and requirements.



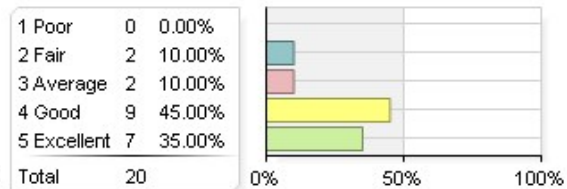
| Statistics         | Value   |
|--------------------|---------|
| Response Count     | 19      |
| Mean               | 4.32    |
| Median             | 5.00    |
| Standard Deviation | +/-1.06 |

11. The instructor's fairness and impartiality in feedback, comments, and grading



| Statistics         | Value   |
|--------------------|---------|
| Response Count     | 20      |
| Mean               | 4.55    |
| Median             | 5.00    |
| Standard Deviation | +/-0.76 |

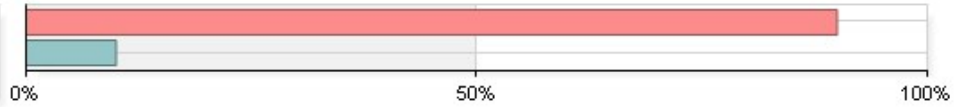
12. The instructor's overall teaching effectiveness in the course.



| Statistics         | Value   |
|--------------------|---------|
| Response Count     | 20      |
| Mean               | 4.05    |
| Median             | 4.00    |
| Standard Deviation | +/-0.94 |

**I am a major in this department or school.**

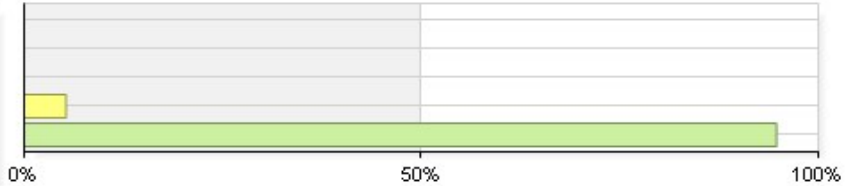
|       |    |        |
|-------|----|--------|
| Yes   | 18 | 90.00% |
| No    | 2  | 10.00% |
| Total | 20 |        |



| Statistics         | Value   |
|--------------------|---------|
| Response Count     | 20      |
| Mean               | 1.10    |
| Median             | 1.00    |
| Standard Deviation | +/-0.31 |

**My current status is...**

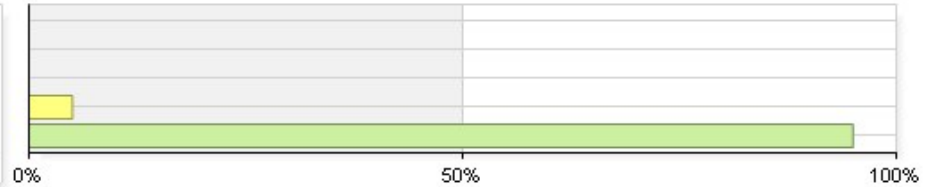
|                  |    |        |
|------------------|----|--------|
| Freshman         | 0  | 0.00%  |
| Sophomore        | 0  | 0.00%  |
| Junior           | 0  | 0.00%  |
| Senior           | 1  | 5.26%  |
| Graduate Student | 18 | 94.74% |
| Total            | 19 |        |



| Statistics         | Value   |
|--------------------|---------|
| Response Count     | 19      |
| Mean               | 4.95    |
| Median             | 5.00    |
| Standard Deviation | +/-0.23 |

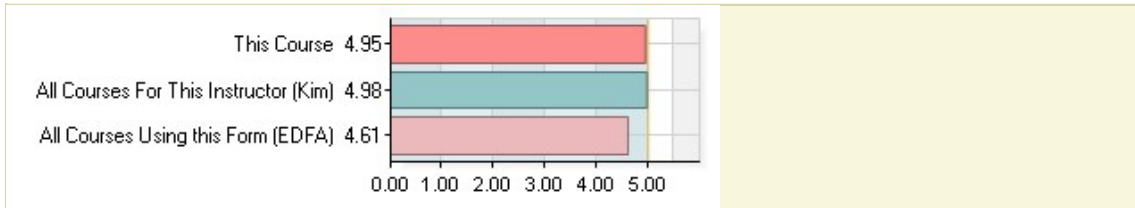
**The instructor's knowledge of the subject matter of the course.**

|              |           |        |
|--------------|-----------|--------|
| Poor         | 0         | 0.00%  |
| Fair         | 0         | 0.00%  |
| Average      | 0         | 0.00%  |
| Good         | 1         | 5.00%  |
| Excellent    | 19        | 95.00% |
| <b>Total</b> | <b>20</b> |        |



| Statistics         | Value   |
|--------------------|---------|
| Response Count     | 20      |
| Mean               | 4.95    |
| Median             | 5.00    |
| Standard Deviation | +/-0.22 |

**The instructor's knowledge of the subject matter of the course.**



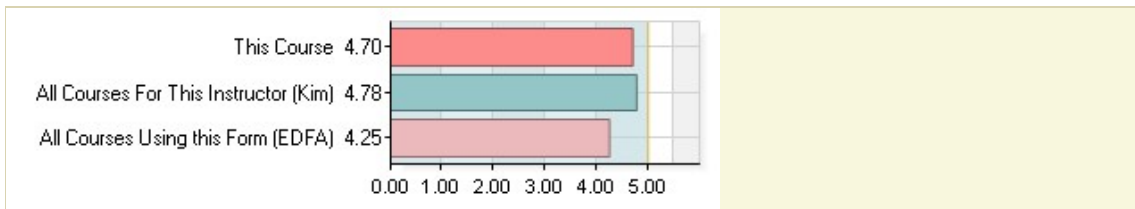
**The instructor's early identification of course objectives and requirements.**

|              |           |        |
|--------------|-----------|--------|
| Poor         | 0         | 0.00%  |
| Fair         | 0         | 0.00%  |
| Average      | 1         | 5.00%  |
| Good         | 4         | 20.00% |
| Excellent    | 15        | 75.00% |
| <b>Total</b> | <b>20</b> |        |



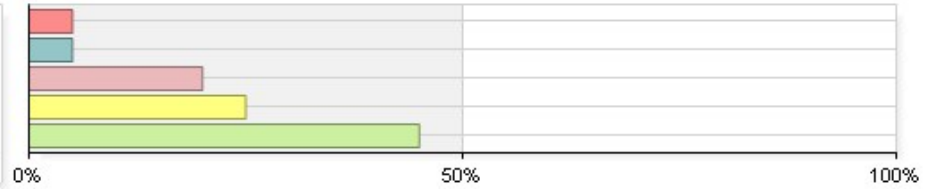
| Statistics         | Value   |
|--------------------|---------|
| Response Count     | 20      |
| Mean               | 4.70    |
| Median             | 5.00    |
| Standard Deviation | +/-0.57 |

**The instructor's early identification of course objectives and requirements.**



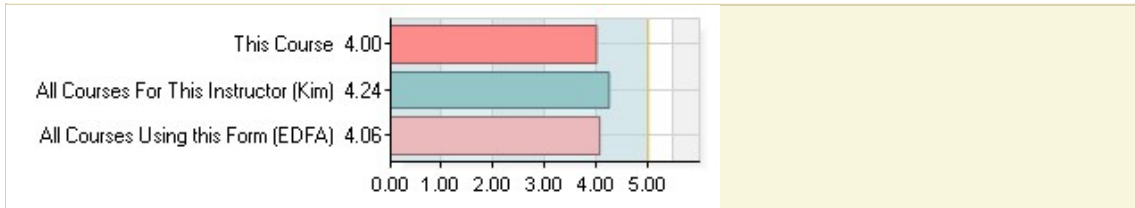
**Organization of content and learning experience in the course.**

|              |           |        |
|--------------|-----------|--------|
| Poor         | 1         | 5.00%  |
| Fair         | 1         | 5.00%  |
| Average      | 4         | 20.00% |
| Good         | 5         | 25.00% |
| Excellent    | 9         | 45.00% |
| <b>Total</b> | <b>20</b> |        |



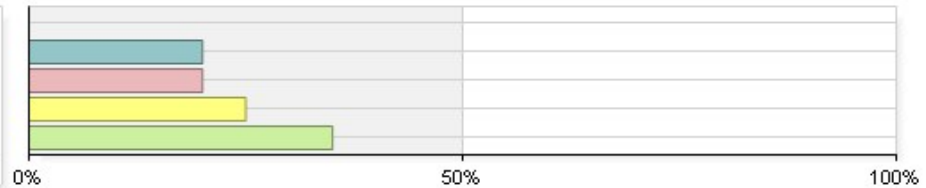
| Statistics         | Value   |
|--------------------|---------|
| Response Count     | 20      |
| Mean               | 4.00    |
| Median             | 4.00    |
| Standard Deviation | +/-1.17 |

**Organization of content and learning experience in the course.**



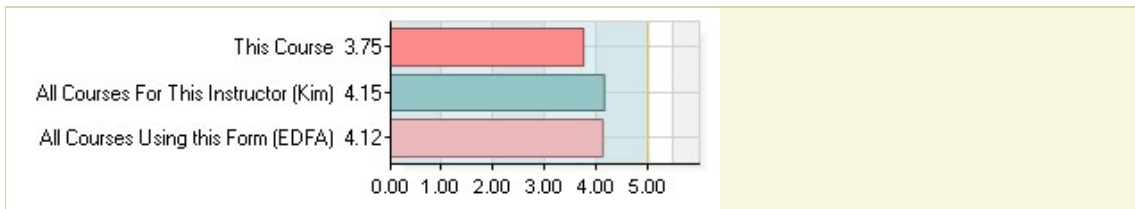
**The instructor's presentation and explanation of course content.**

|              |           |        |
|--------------|-----------|--------|
| Poor         | 0         | 0.00%  |
| Fair         | 4         | 20.00% |
| Average      | 4         | 20.00% |
| Good         | 5         | 25.00% |
| Excellent    | 7         | 35.00% |
| <b>Total</b> | <b>20</b> |        |



| Statistics         | Value   |
|--------------------|---------|
| Response Count     | 20      |
| Mean               | 3.75    |
| Median             | 4.00    |
| Standard Deviation | +/-1.16 |

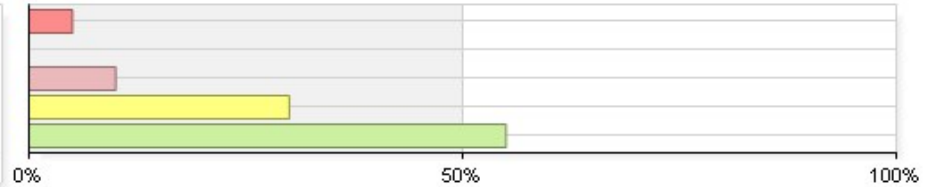
**The instructor's presentation and explanation of course content.**





**The instructor's identification of criteria for evaluating your performance.**

|              |           |        |
|--------------|-----------|--------|
| Poor         | 1         | 5.00%  |
| Fair         | 0         | 0.00%  |
| Average      | 2         | 10.00% |
| Good         | 6         | 30.00% |
| Excellent    | 11        | 55.00% |
| <b>Total</b> | <b>20</b> |        |



| Statistics         | Value   |
|--------------------|---------|
| Response Count     | 20      |
| Mean               | 4.30    |
| Median             | 5.00    |
| Standard Deviation | +/-1.03 |

**The instructor's identification of criteria for evaluating your performance.**



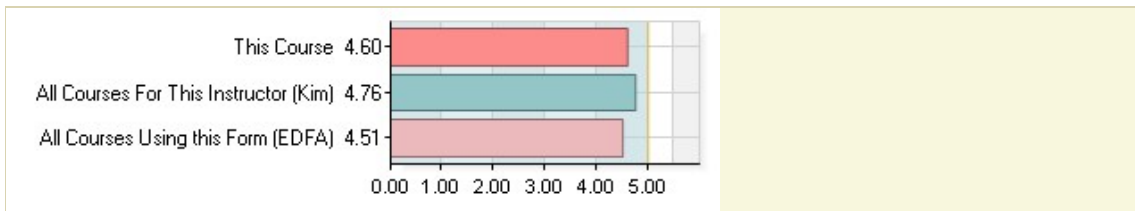
**The instructor's encouragement of participation in class discussions and activities.**

|              |           |        |
|--------------|-----------|--------|
| Poor         | 0         | 0.00%  |
| Fair         | 1         | 5.00%  |
| Average      | 1         | 5.00%  |
| Good         | 3         | 15.00% |
| Excellent    | 15        | 75.00% |
| <b>Total</b> | <b>20</b> |        |



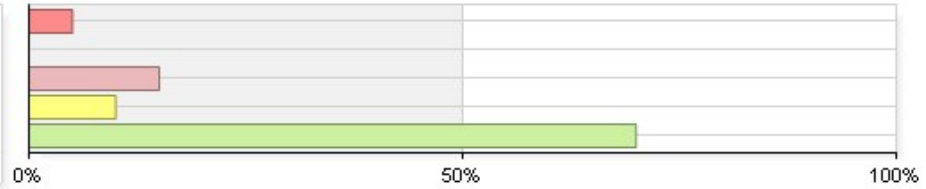
| Statistics         | Value   |
|--------------------|---------|
| Response Count     | 20      |
| Mean               | 4.60    |
| Median             | 5.00    |
| Standard Deviation | +/-0.82 |

**The instructor's encouragement of participation in class discussions and activities.**



**The instructor's openness to diverse opinions and questions.**

|              |           |        |
|--------------|-----------|--------|
| Poor         | 1         | 5.00%  |
| Fair         | 0         | 0.00%  |
| Average      | 3         | 15.00% |
| Good         | 2         | 10.00% |
| Excellent    | 14        | 70.00% |
| <b>Total</b> | <b>20</b> |        |



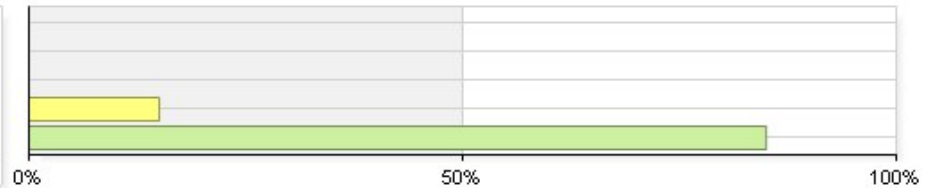
| Statistics         | Value   |
|--------------------|---------|
| Response Count     | 20      |
| Mean               | 4.40    |
| Median             | 5.00    |
| Standard Deviation | +/-1.10 |

**The instructor's openness to diverse opinions and questions.**



**The instructor's availability and receptiveness for consultation outside class.**

|              |           |        |
|--------------|-----------|--------|
| Poor         | 0         | 0.00%  |
| Fair         | 0         | 0.00%  |
| Average      | 0         | 0.00%  |
| Good         | 3         | 15.00% |
| Excellent    | 17        | 85.00% |
| <b>Total</b> | <b>20</b> |        |



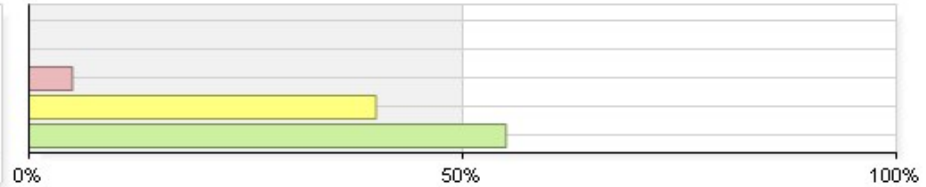
| Statistics         | Value   |
|--------------------|---------|
| Response Count     | 20      |
| Mean               | 4.85    |
| Median             | 5.00    |
| Standard Deviation | +/-0.37 |

**The instructor's availability and receptiveness for consultation outside class.**



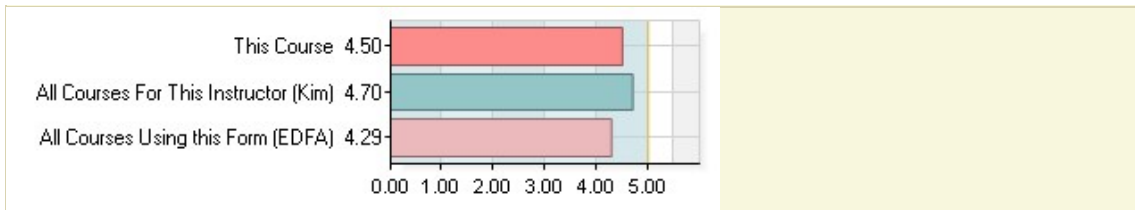
**Intellectually challenging and encourages thinking for yourself.**

|           |    |        |
|-----------|----|--------|
| Poor      | 0  | 0.00%  |
| Fair      | 0  | 0.00%  |
| Average   | 1  | 5.00%  |
| Good      | 8  | 40.00% |
| Excellent | 11 | 55.00% |
| Total     | 20 |        |



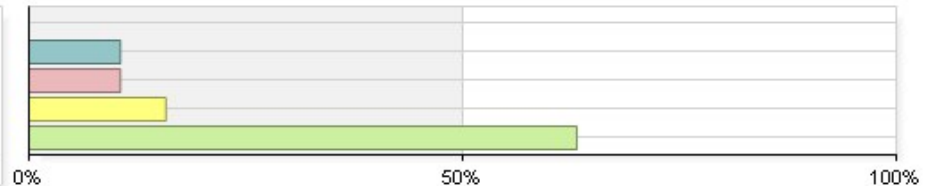
| Statistics         | Value   |
|--------------------|---------|
| Response Count     | 20      |
| Mean               | 4.50    |
| Median             | 5.00    |
| Standard Deviation | +/-0.61 |

**Intellectually challenging and encourages thinking for yourself.**



**The instructor's helpfulness in meeting course objectives and requirements.**

|           |    |        |
|-----------|----|--------|
| Poor      | 0  | 0.00%  |
| Fair      | 2  | 10.53% |
| Average   | 2  | 10.53% |
| Good      | 3  | 15.79% |
| Excellent | 12 | 63.16% |
| Total     | 19 |        |



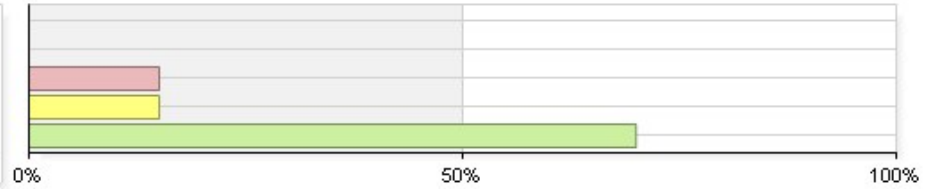
| Statistics         | Value   |
|--------------------|---------|
| Response Count     | 19      |
| Mean               | 4.32    |
| Median             | 5.00    |
| Standard Deviation | +/-1.06 |

**The instructor's helpfulness in meeting course objectives and requirements.**



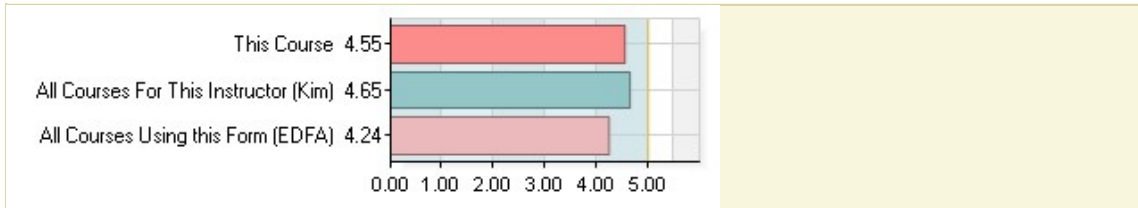
### The instructor's fairness and impartiality in feedback, comments, and grading

|              |           |        |
|--------------|-----------|--------|
| Poor         | 0         | 0.00%  |
| Fair         | 0         | 0.00%  |
| Average      | 3         | 15.00% |
| Good         | 3         | 15.00% |
| Excellent    | 14        | 70.00% |
| <b>Total</b> | <b>20</b> |        |



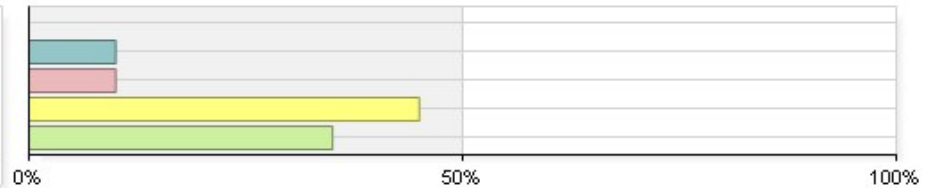
| Statistics         | Value   |
|--------------------|---------|
| Response Count     | 20      |
| Mean               | 4.55    |
| Median             | 5.00    |
| Standard Deviation | +/-0.76 |

### The instructor's fairness and impartiality in feedback, comments, and grading



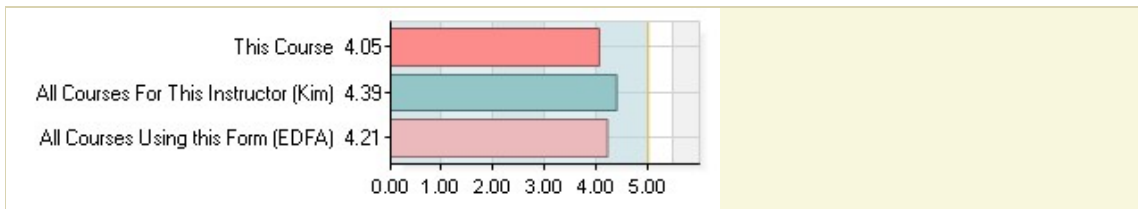
### The instructor's overall teaching effectiveness in the course.

|              |           |        |
|--------------|-----------|--------|
| Poor         | 0         | 0.00%  |
| Fair         | 2         | 10.00% |
| Average      | 2         | 10.00% |
| Good         | 9         | 45.00% |
| Excellent    | 7         | 35.00% |
| <b>Total</b> | <b>20</b> |        |



| Statistics         | Value   |
|--------------------|---------|
| Response Count     | 20      |
| Mean               | 4.05    |
| Median             | 4.00    |
| Standard Deviation | +/-0.94 |

### The instructor's overall teaching effectiveness in the course.



## What are the outstanding strengths and weaknesses of this course?

| Students  |
|---|
| I dont think anything should be changed.  |
| This course met my needs based on my prior experience with statistics and research methods - which was minimal.   |
| This class concerns dull subject matter, but Professor Kim enlivens discussions a bit.  |
| I would say the weakness of this course is that it is made up of students from many different tracks and degrees, and also the variety of previous experience with research methods runs over a broad spectrum, from those who know nothing, to those who took 5 courses on it in undergrad. It is difficult to teach a class with such a wide array of skills, but I think it has worked out in the end! It is a challenging course when it comes to the workload (literature review!!), and covers a LOT of information, but has by no means been my worst class this semester! Also, I must say, this is the only class I think I will EVER have where the professor assigns two people each week to bring dinner for the class - what an added bonus that was and helped us be motivated to learn - plus, with class falling over normal dinner hours, I really appreciate this and the fact that we got to enjoy dinner while learning the week's lesson. Overall, I was happy to take this class this semester - it taught me a lot, renewed my faith in group work (thanks!), and I'm sure will help me in my school counseling career when I need to interpret data and do action research! |
| Strengths: literature review - improves writing skills and collaboration accross disciplines<br>weaknesses: in class lectures and quiz /exam format - breezes through difficult content   |
| The pressure to bring dinner was a weakness   |
| The course information was well orginized along with power point presentations and classroom lectures. Also ongoing feedback by the instructor.   |
| The professor was very knowledgeable, caring, and evidence-based practices were encouraged/used.  |
| strengths: powerpoints weaknesses: too much time on intro yourself  |
| Take home quizzes that we could prepare   |
| Help with our big lit reviews   |
| Strengths:<br>Very thorough coverage of the research process  |
| Weaknesses:<br>Very low level material, especially at the beginning of the course. This is a graduate level course and should be taught as such.<br>There is very little coverage of statistics in this course. There needs to be more so that we can be successful in our grad programs.   |
| Strengths: It covers the basics   |
| Weakness: It's required even if you have taken the course before.   |
| Writing a literature review was really helpful to practice before doing our masters project.  |
| Strengths--coverage of content important to conducting research in education  |
| Weaknesses--sometimes tedious assignments   |
| the strength of the course is the breadth of information in research and statistics.<br>Weakness is the pacing and varying emphasis   |
| great course  |
| The quizzes, lit review, and final were well implemented and related to the material taught well.   |
| Dr. Kim clearly cares about this subject and her students   |
| I question the practicality and application of this class to the various career paths that students in the education school will take.  |

## What are the outstanding strengths and weaknesses of the instructor?

| Students  |
|---|
| I think Dr Kim was an awesome instructor. She explained things in detail and always made sure that everyone understood what she was explaining. She was willing to help in anyway she could. She really wanted us to be able to use the information that she was teaching us. |
| Dr. Kim genuinely cares about her students.   |
| She sometimes gets really off topic, but her lectures are designed in such a way that she eventually gets back on task. Sometimes discussions become chaotic when too many people are talking and Professor Kim becomes   |

flustered.

A weakness was the communication at the beginning of the semester about the pre-test, but it did not effect me because I must take this course. I think the strengths far outweigh this weakness. I was told before taking this course that Dr. Kim gives a lot of work, but she is so nice and always willing to meet with you and help if you don't understand something. I can say with 100% conviction that I have found this to be true. Dr. Kim has very high expectations for her students, but it is all for good reason - she wants to see us succeed and hopefully publish one day. She truly cares and is passionate about this field. She goes out of her way to meet with you and challenges her students to think outside the box and be creative!

strengths: passion and availability

weaknesses: too much content to cover effectively in class. terrified of final exam - do not feel prepared, despite performing well on weekly tests and reading assigned chapters.

Good attitude... can definitely see she cares for students  
Shouldn't have dismissed students from course

Dr. Kim is an energetic and a very effective instructor. She is very knowledgeable of the content of this course. Dr. Kim encouraged and created an classroom environment for each student to participate in the classroom discussions throughout the course. I do not see any weaknesses in Dr. Kim's teaching.

She is kind, caring, willing to help others, intelligent, encouraging, and overall a likeable and knowledgeable professor.

encouragement and support from Dr. Kim. She knows the subject very well and cares about her students

Good enough explanations of some difficult concepts

Strengths:

Very willing to meet with students and help them. Receptive to questions and student concerns. Really cares deeply about students even though she could be focused 100% on her research.

Weaknesses:

Very hard to work with. Very closed-minded with regard to opinions. While Dr. Kim says that disagreement is welcomed, it seems superficial. Some class content was inappropriate. While I understand that Dr. Kim is trying to engage us, the material needs to remain relevant and appropriate for the classroom setting (in particular the research presented about men looking at naked women). Sometimes unclear with regard to expectations or says one thing in conversation but then expects something different from that. Also, I believe that it is inappropriate for Dr. Kim to require students to bring food for the entire class.

Strengths: Passion, Caring for students, extremely knowledgeable about research

Weaknesses: I don't think she understood the reason for the pre-test

Dr. Kim really cares about her students' learning and challenges students to grow.

I was offended the first night of class when we were told to bring dinner for one another. This is a real burden on students, especially those who commute, work full time, or have financial limitations. I am also not a fan of Dr. Kim's style of leading conversations in class. She singles people out and forces them to answer questions rather than letting students answer the questions they are confident in. Lastly, it was such a waste of time to spend 2 classes at the beginning of the semester introducing ourselves. There are other ways to have us learn about each other without a 20 questions firing squad kind of situation. It was also really strange that we didn't introduce ourselves at all until the 4th or 5th class.

Strengths--availability outside of class, constructive feedback, caring about student s

Weakness--sometimes hard to understand

Dr. Kim is very available for support during the semester, she has incredible content knowledge and genuinely cares for the subject she teaches.

Dr. Kim starts off the semester more distant and stern then by the end she is funny and kind. It would have been better if she was more approachable in the beginning.

great professor

Dr. Kim is a very friendly and helpful instructor. She provided detailed feedback and conducted formative as well as summative assessment.

Sometimes her explanations are confusing and certain PPT slides lack information so if I didn't take a lot of notes on a slide when I would look back at it I would get confused

She was always extremely available inside and outside of class for questions and consultations, and that was very helpful.

She absolutely cares about her students and knows the course information.

## Do you have any additional comments?

### Students

please consider making this class one that is tailored to higher education students. could get so much more out of

it in preparation for our master's projects. I feel grossly underprepared for the spring master's project.

I like to thank Dr. Kim for teaching vast amount of information very effectively in a short period of time.

I enjoyed this course and Dr. Kim's teaching style.

Dr. Kim really loves her students and loves teaching!

I was bored in this class because as an undergrad I had taken various forms of research methods as a requirement for my major. I understand the need for a baseline for all counseling majors, but I feel my time might have been better spent elsewhere. This is not the instructor's fault.

The SOE should communicate to students that it is possible to place out of this class and should do so before the add/drop period is over.

Concerning the food issue: I think Dr. Kim should propose the idea to the class at the first meeting and let the students vote on whether they want to bring food instead of being required to bring a dinner for the class.